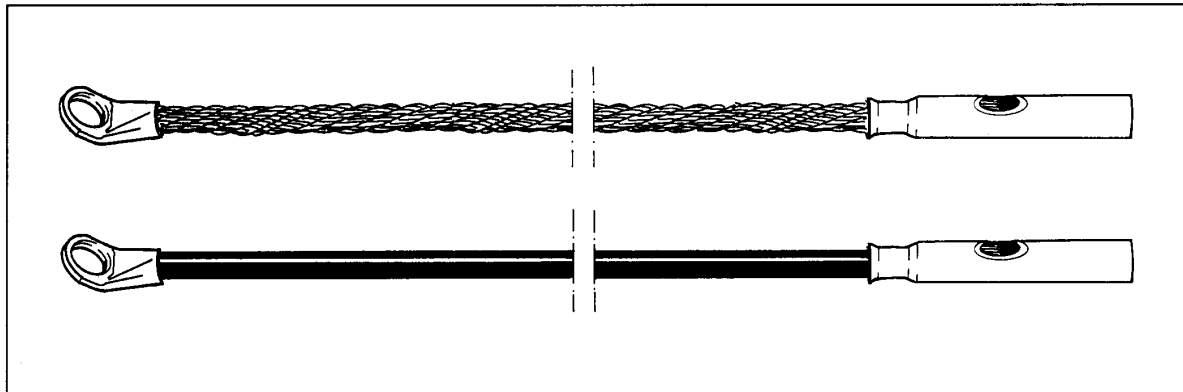


Extension Cables

All Bonding, Connecting and Extension cables can be specially manufactured to suit the specific needs of the user.












Type J1

An extension cable is used when it is not possible to determine the length of the cable in advance.

Type **J1** is pin brazed with one or, for enhanced safety, two brazes at one end, while pin brazing in the coupling sleeve is used at the other end.

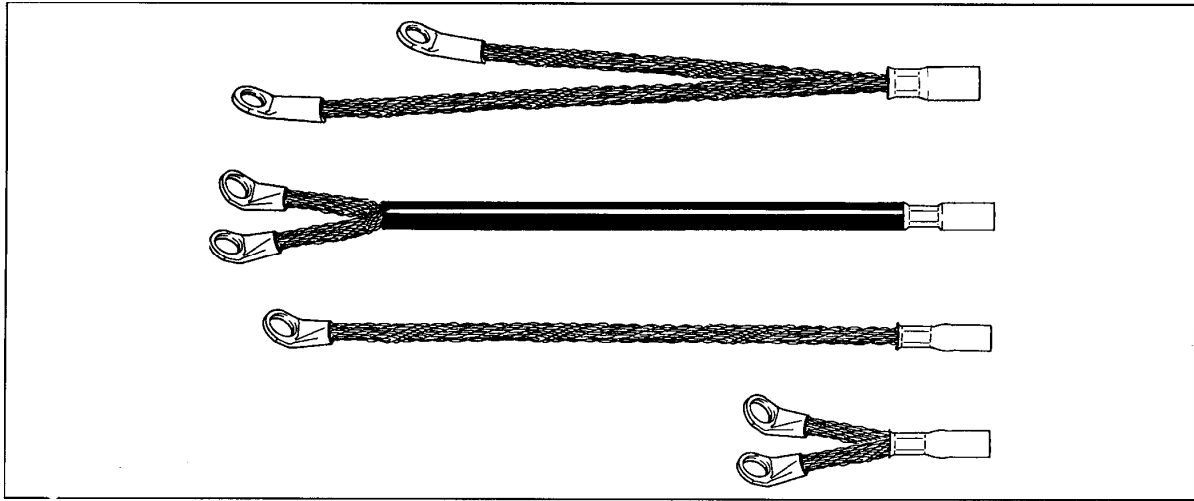
Consult the table on the choice of a suitable alternative.

#			ID x OD	Material		Brazing pin	Remarks
278 190 2070	20 x 350mm	10°	7 x 8mm	FeZn 	20	F x 2	
278 190 1890	20 x 350mm	10°	7 x 8mm	FeZn 	20	F x 2	
278 190 0950	20 x 2450mm	10°	7 x 9mm	FeZn 	10	F x 2	
278 190 0820	25 x 325mm	10°	8 x 10mm	Cu 	20	F x 2	
278 190 1310	25 x 350mm	10°	8 x 10mm	Cu 	50	F x 3	Split
278 190 0800	25 x 750mm	10°	8x 10mm	Cu 	20	B x 2	

F = 278 190 3250; 278 190 3240; 270 075 1210; 278 190 4320; 278 190 0430; 278 190 4920; 278 190 1880; 278 190 4930

B = 270 083 3520 alt. 278 190 4360 alt 278 190 3240, 278 190 3250






















G = 270 075 1630alt. 278 190 4350



Type J2

Type **J2** is pin brazed with one or, for enhanced safety, two brazes at one end, while the other end is intended for crimping.

Always use **BAC** approved crimping tools to ensure adequate contact (consult the data sheet "Cable lugs").

#			ID x OD	Material		Brazing pin	To suit cable
278 190 1530	10 x 500mm	10°	5 x 8mm	Cu 	20	F	10mm ²
278 190 1000 ^s	25 x 310mm	10°	6,5 x 12mm	Cu 	50	F	Ø 6/16mm ²
278 190 4880	25 x 330mm	10°	8 x 11mm	Cu 	50	F	25 mm ²
278 190 1260	25 x 350mm	10°	8,5 x 12mm	Cu 	50	F	Ø 8 mm
278 190 1380	25 x 500mm	10°	8 x 12mm	Cu 	25	B	25 mm ²
278 190 2820	25 x 800mm	10°	6,5 x 12mm	Cu 	25	F	Ø 6/16mm ²
278 190 1010 ^s	50 x 310mm	10°	8,5 x 12mm	Cu 	50	B	Ø 8mm
278 190 1370	50 x 350mm	10°	11 x 14mm	Cu 	25	G	50mm ²
278 190 4330 ^s	50 x 310mm	10°	11x 14,5mm	Cu 	25	B	50mm ²
278 190 3680 ^s	2 x 25 x 72mm	40°	8,5 x 12mm	Cu 	50	F x 2	25mm ²
278 190 1320	25 x 500mm	10°	8 x 12mm	Cu 	25	F x 2	25mm ²
278 190 1810	25 x 500mm	10°	8 x 11mm	Cu 	25	G x 2	25mm ²
278 190 5020	2 x 25 x 72mm	40°	9 x 13mm	Cu 	50	F x 2	35mm ²
278 500 0210	35 x 350mm	10°	9 x 13mm	Cu 	25	F x 2	35mm ²
278 190 1230	50 x 350mm	10°	11 x 14mm	Cu 	25	F x 2	50mm ²
278 190 2880	2 x 25 x 72mm	40°	11 x 14,5mm	Cu 	50	F x 2	50mm ²
278 190 4400 ^s	2 x 35 x 400mm	10°	13 x 17mm	Cu 	25	B x 2	70mm ²
278 190 4340	70 x 310mm	10°	13 x 17mm	Cu 	25	B x 2	70mm ²

F = 278 190 3250; 278 190 3240; 270 075 1210; 278 190 4320; 278 190 0430; 278 190 4920;
278 190 1880; 278 190 4930

B = 270 083 3520 alt. 278 190 4360 alt 278 190 3240, 278 190 3250

G = 270 075 1630alt. 278 190 4350

We reserve the right to make technical changes.